

# Deepfake Scenario Student Worksheet

*Activity*

**Resource:**

Gender-Based Violence Prevention Education  
Resources

**Grade(s):** 6 7 8 9 10 11 12

**Division(s):** Intermediate Senior

## Section A

---

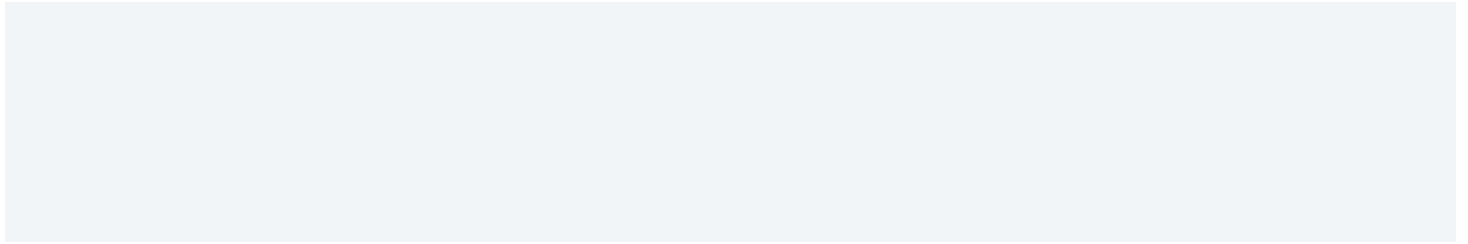
**Reflect on the following questions individually and capture your initial thoughts.**

1. What are some examples of digital technologies? What are some of the benefits and risks associated with the use of digital technologies?

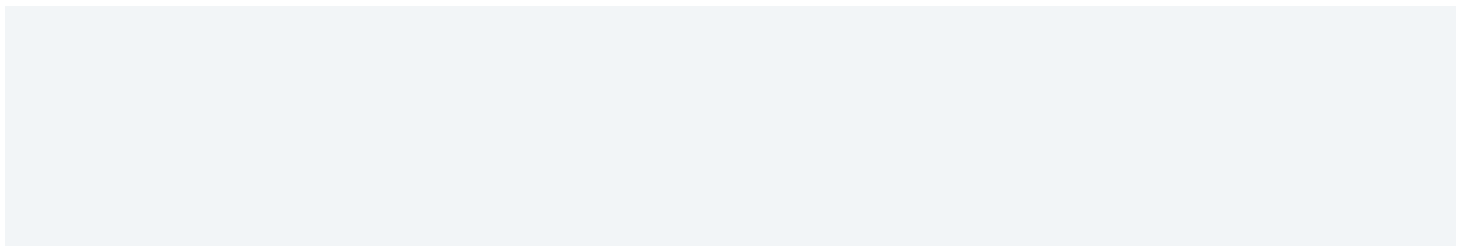
2. What does it mean to be a responsible digital citizen? Why is it important?

**As a group, review the Deepfake Scenario card. Discuss and capture your initial response to the scenario by answering these questions:**

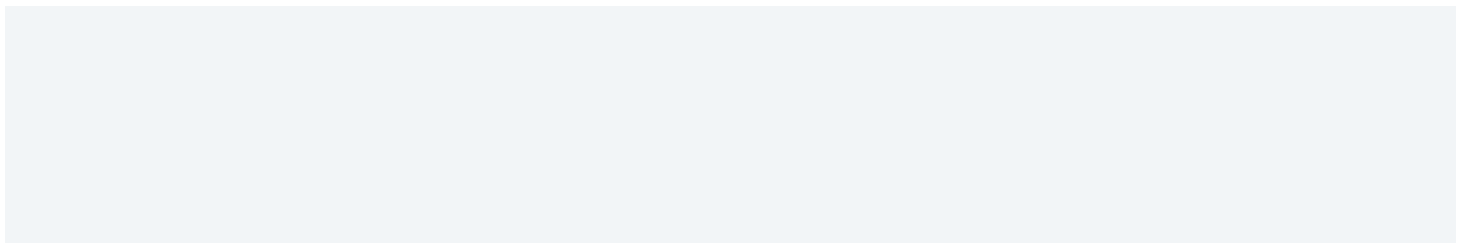
3. Why do you think your friend created the deepfake nude of his ex?



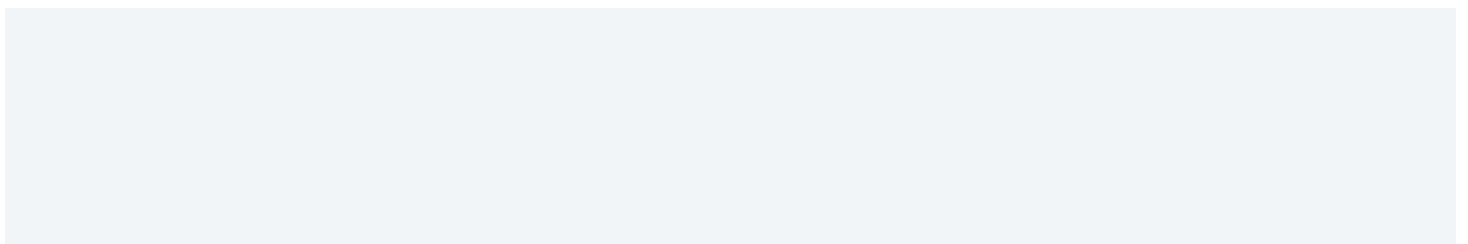
4. What do you think your friend is hoping to gain by creating and threatening to share the deepfake with the guys in his class?



5. How might your friend's ex feel if they knew about the deepfake? How would this situation affect your friend's ex if he followed through with his threat to share it?



6. How might the guys in your friend's class respond to viewing the deepfake image? How might others who are aware that the image exists or view it respond?



7. Even if your friend does not share the image, how has he already caused harm?

## Section B

---

### Notes:

Part 1 of video

## Section C

---

Use your initial responses to the Deepfake Scenario Card and notes from part 1 of the video to answer these questions:

1. What motivates individuals to create and share deepfakes online? Why is this behaviour problematic?

2. What might be some of the consequences of engaging in this form of behaviour and the impact of not responding to this form of behaviour as a bystander?

3. How might you safely intervene in this situation as a caring friend of the individual who created the deepfake?

4. How might you safely intervene in this situation and show support to your friend's ex who is being targeted?

## Section D

---

### Notes:

Part 2 of video

## Section E

---

As a group, select the actions you might feel comfortable taking to safely intervene in this situation. Identify 2–3 things you would tell the individual with whom you have chosen to speak:

- your friend
- your friend’s ex
- a trusted adult or other bystanders

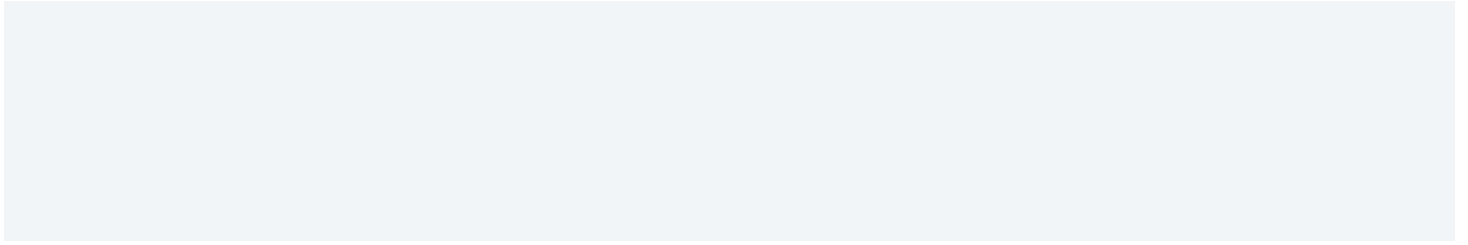
The person we have chosen to speak to is:

We would tell them:

Next,

- Identify some actions your group might take as responsible digital citizens, and to help stop this form of gender-based violence in their school community.
- Identify two people in your school community that you might approach to help you implement your actions.

Actions we might take to educate others in our school:



People we might approach to help us implement our actions:

