

Student Resource: Awareness Tips for Outdoor Education Adventure

Be Aware Of.... Your surroundings, your route, and time

What to Wear, Bring, Do:

Be Aware Of....Hazards: rocks, roots, Poison Ivy, holes, mud, large puddles, rolling gravel, wet surfaces

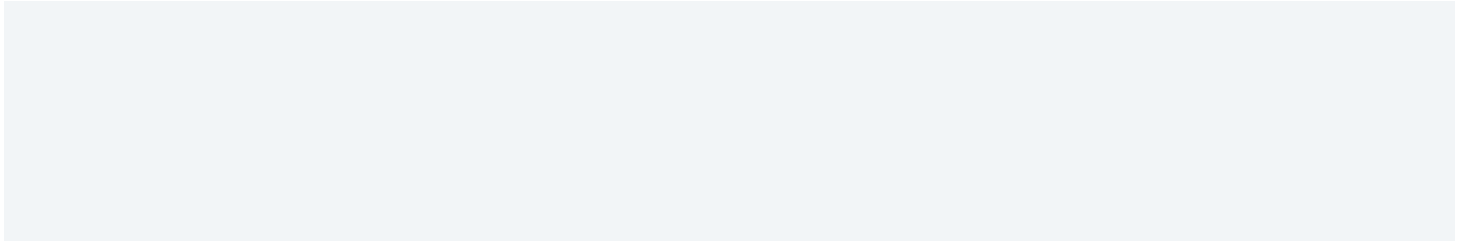
What to Wear, Bring, Do:

Be Aware Of....Animals

What to Wear, Bring, Do:

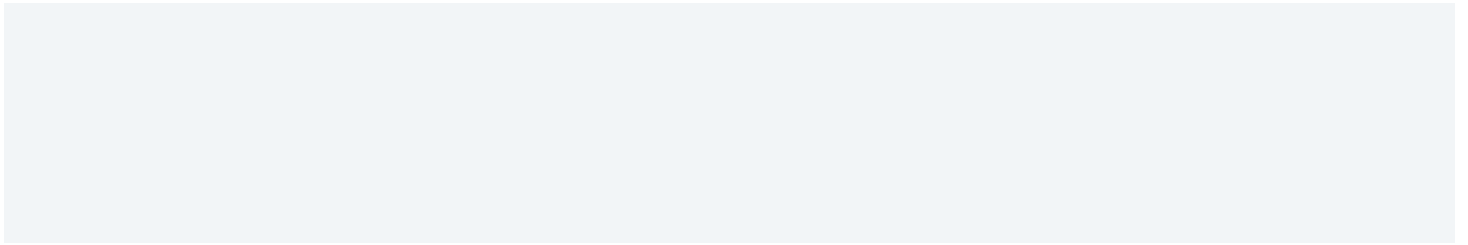
Be Aware Of....Hiking rules

What to Wear, Bring, Do:



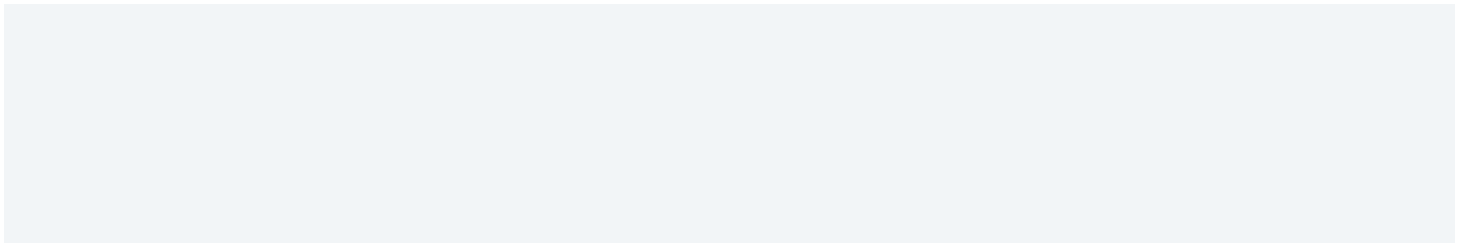
Be Aware Of....How to get help when trouble arrives

What to Wear, Bring, Do:



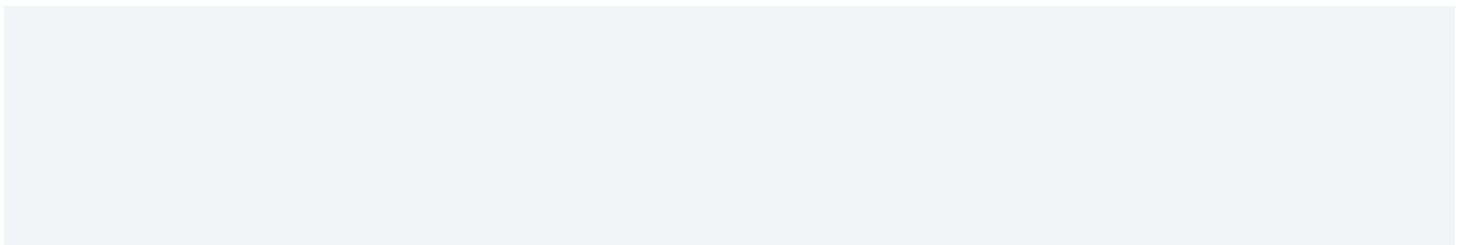
Be Aware Of....The weather

What to Wear, Bring, Do:



Be Aware Of....Too Hot; Too Cold

What to Wear, Bring, Do:



Be Aware Of....Cuts, scrapes and burns

What to Wear, Bring, Do:

A large, empty light blue rectangular area intended for notes or answers.

Be Aware Of....Respect Your Surroundings

What to Wear, Bring, Do:

A large, empty light blue rectangular area intended for notes or answers.

Be Aware Of....Clean-Up Time

What to Wear, Bring, Do:

A large, empty light blue rectangular area intended for notes or answers.

Be Aware Of....Capturing Memories

What to Wear, Bring, Do:

A large, empty light blue rectangular area intended for notes or answers.